




GTA GSM Ltd.	Guideline – E-commerce Cargo Build up	Guideline No:	20210517 Buildup
		Update:	N/A
Guideline Title:	E-commerce Cargo Build Up	Revision no.:	1.0
Owner:	GSM Ltd. Stephen Xu	Author:	Stephen Xu
User:	Warehouse Team	Approved by:	
Point of Contact	Stephen Xu Stephen@gtagsm.com +1 416 882 6214		

Category	„Y“ Label	DG Class 9 Hazard Label	UN3481 Label	YYC (GT)		YVR (GV)
				Widebody D2/3/4/5/7	Narrowbody	Narrowbody
Buildup Requirements			Not mix load with liquid	Max 63“ H Fill AKE first, overflow on PMC	Max 30“ H, box preferred, if on skid, max 30kg per skid	Max 30“ H, box preferred, if on skid, max 30kg per skid
Consumer Commodity ID8000	Yes	Yes	No	Fill in a whole AKE if have enough cargo, then use PMC for overflow	Bags, boxes, or half skids	Bags, boxes, or half skids
Battery (UN3481 Section II)	No	No	Yes	On skids	On half skids and wrap, separate from liquid	On half skids and wrap, separate from liquid
Liquid under ID8000	Yes	Yes	No	On skids	On half skids and wrap, separate from battery	On half skids and wrap, separate from battery
END OF INPUT						

Remark:

Overpack label:

applicable for overpacks, mark Overpack # if more than one overpack



PSN + SHPR & CNEE name&address:

applicable to ID8000 cargo
Note: on GTA GSM template, it's on same label of OVERPACK

Carrier's label (Flight # + pieces + destination + MAWB #):

applicable on every piece